

# Concept Test PowerPoints

## Chapter 24

### *Physics: Principles with Applications, 6<sup>th</sup> edition*

**Giancoli**


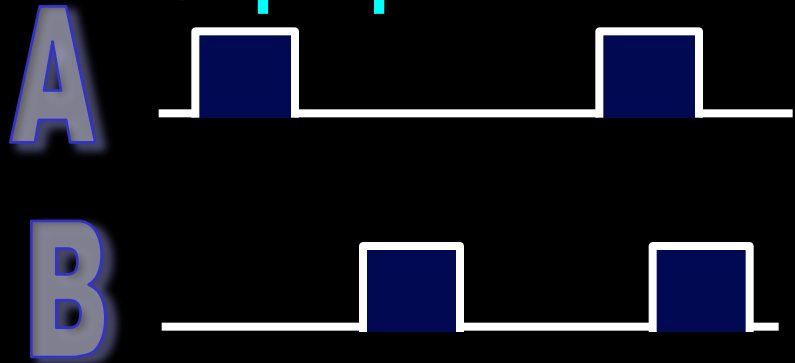
© 2005 Pearson Prentice Hall

This work is protected by United States copyright laws and is provided solely for the use of instructors in teaching their courses and assessing student learning. Dissemination or sale of any part of this work (including on the World Wide Web) will destroy the integrity of the work and is not permitted. The work and materials from it should never be made available to students except by instructors using the accompanying text in their classes. All recipients of this work are expected to abide by these restrictions and to honor the intended pedagogical purposes and the needs of other instructors who rely on these materials.

## ConceptTest 24.1

If waves A and B are superposed (that is, their amplitudes are *added*) the resultant wave is

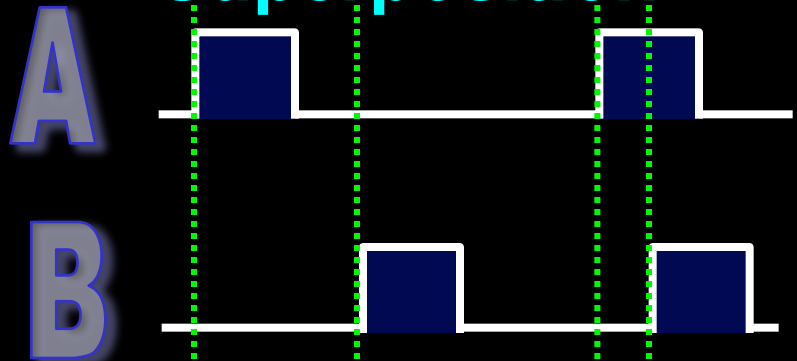
## Superposition



## ConceptTest 24.1

If waves A and B are superposed (that is, their amplitudes are *added*) the resultant wave is

## Superposition



The amplitudes of waves A and B have to be added at each point!

1)




2)



3)



4)

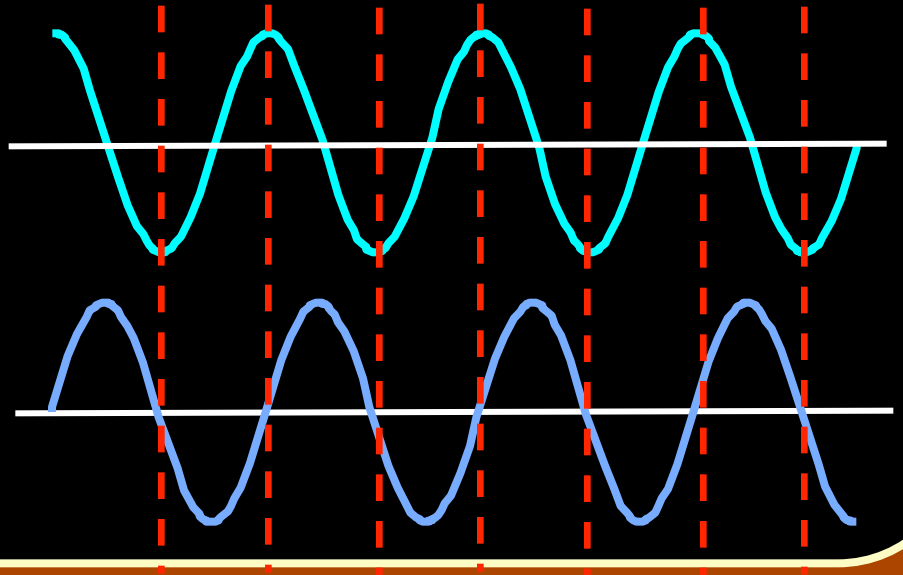


## ConceptTest 24.2a

## Phase Difference I

The two waves shown are

- 1) out of phase by  $180^\circ$
- 2) out of phase by  $90^\circ$
- 3) out of phase by  $45^\circ$
- 4) out of phase by  $360^\circ$
- 5) in phase

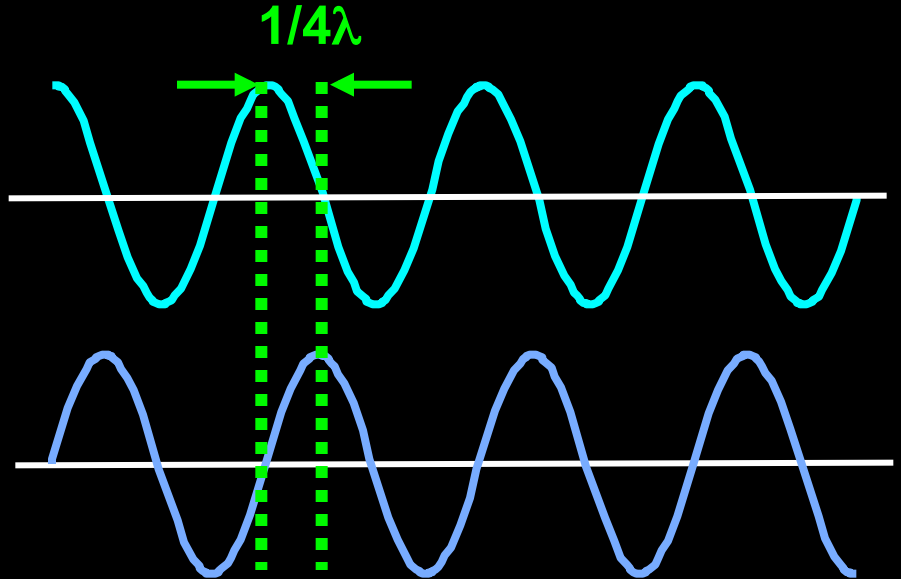


## ConceptTest 24.2a

## Phase Difference I

The two waves shown are

- 1) out of phase by  $180^\circ$
- 2) out of phase by  $90^\circ$
- 3) out of phase by  $45^\circ$
- 4) out of phase by  $360^\circ$
- 5) in phase



The two waves are out of phase by  **$1/4$  wavelength** (as seen in the figure), which corresponds to a phase difference of  **$90^\circ$** .

**Follow-up:** What would the waves look like for no. 4 to be correct?

## ConceptTest 24.2b

## Phase Difference II

Two light sources emit waves of  $\lambda = 1 \text{ m}$  which are in phase. The two waves from these sources meet at a distant point. Wave 1 traveled  $2 \text{ m}$  to reach the point, and wave 2 traveled  $3 \text{ m}$ . When the waves meet, they are

- 1) out of phase by  $180^\circ$
- 2) out of phase, but not by  $180^\circ$
- 3) in phase

## ConceptTest 24.2b

## Phase Difference II

Two light sources emit waves of  $\lambda = 1 \text{ m}$  which are in phase. The two waves from these sources meet at a distant point. Wave 1 traveled  $2 \text{ m}$  to reach the point, and wave 2 traveled  $3 \text{ m}$ . When the waves meet, they are

- 1) out of phase by  $180^\circ$
- 2) out of phase, but not by  $180^\circ$
- 3) in phase

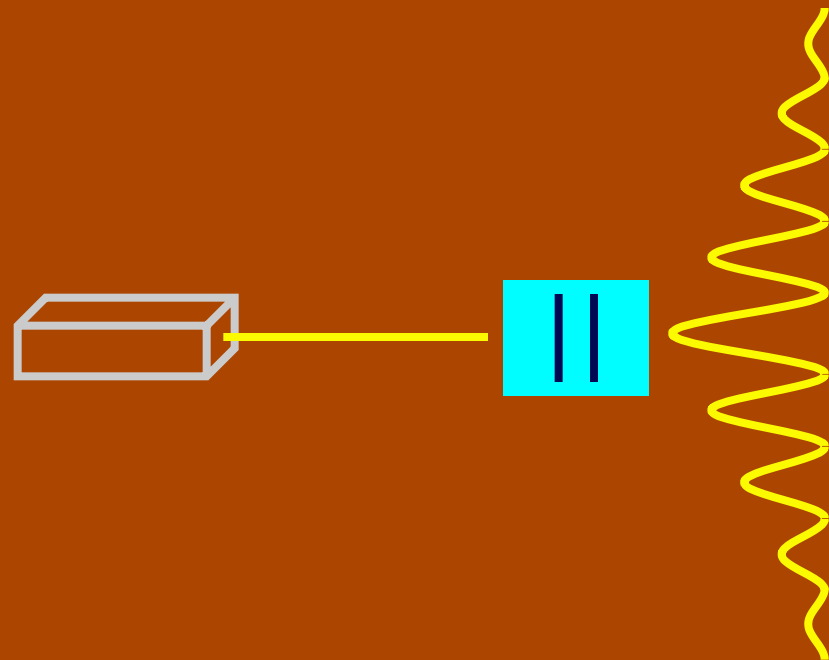
Since  $\lambda = 1 \text{ m}$ , wave 1 has traveled **twice this wavelength** while wave 2 has traveled **three times this wavelength**. Thus, their phase difference is **one full wavelength**, which means they are still in phase.

## ConceptTest 24.3a

## Double Slits I

In a double-slit experiment, when the **wavelength** of the light is **increased**, the interference pattern

- 1) spreads out
- 2) stays the same
- 3) shrinks together
- 4) disappears





## ConceptTest 24.3a

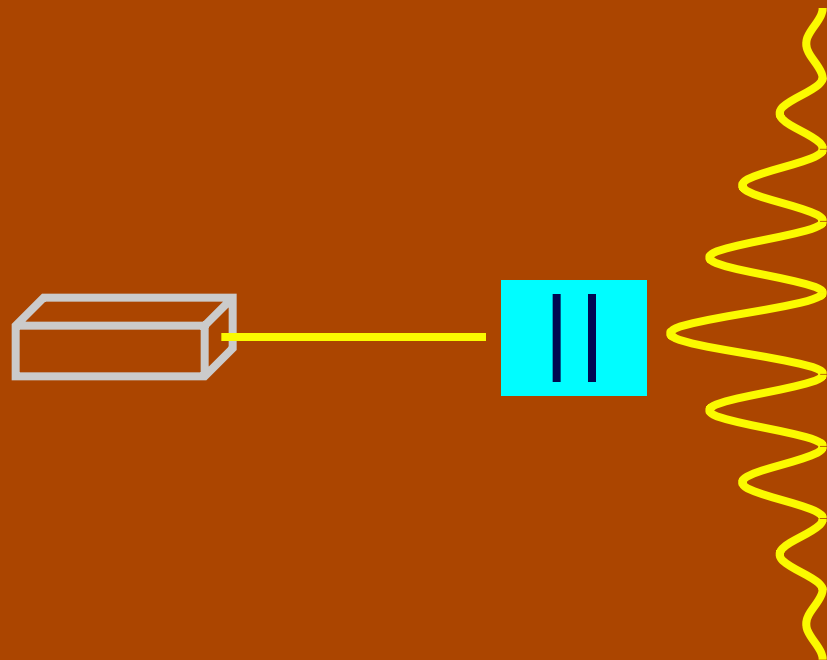
## Double Slits I

In a double-slit experiment, when the **wavelength** of the light is **increased**, the interference pattern

- 1) spreads out
- 2) stays the same
- 3) shrinks together
- 4) disappears

$$d \sin \theta = m \lambda$$

If  $\lambda$  is increased and  $d$  does not change, then  $\theta$  must increase, so the pattern spreads out.

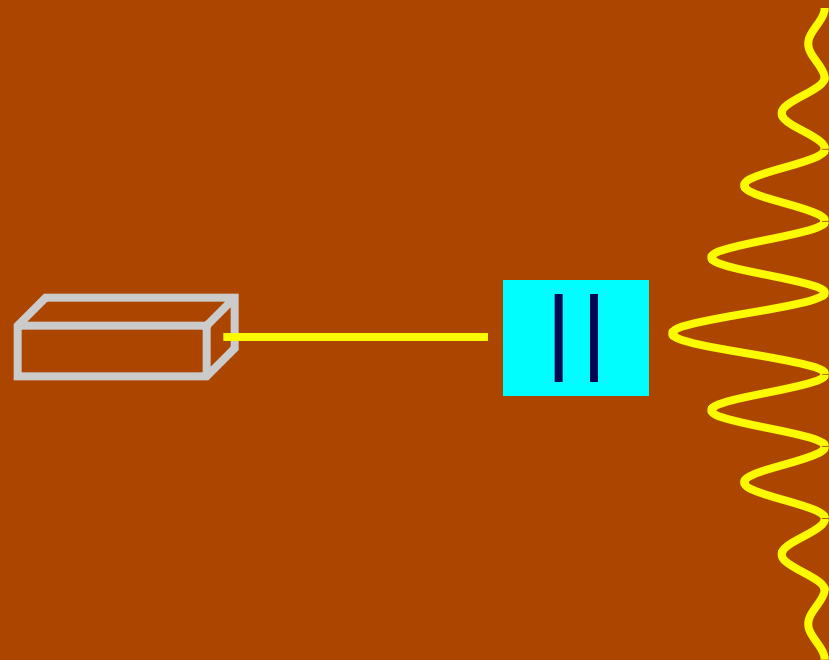


## ConceptTest 24.3b

## Double Slits II

If instead the **slits** are moved **farther apart** (without changing the wavelength) the interference pattern

- 1) spreads out
- 2) stays the same
- 3) shrinks together
- 4) disappears



## ConceptTest 24.3b

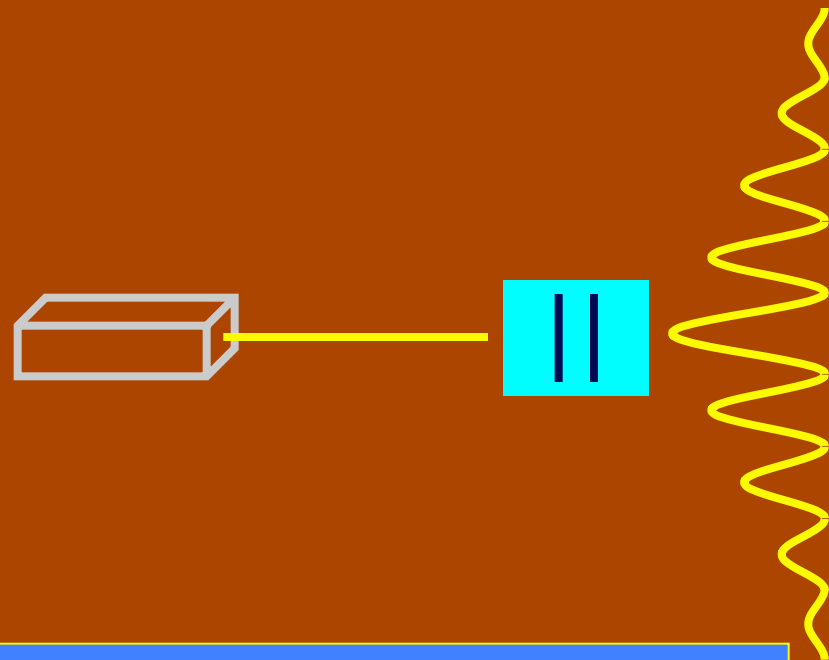
## Double Slits II

If instead the **slits** are moved **farther apart** (without changing the wavelength) the interference pattern

- 1) spreads out
- 2) stays the same
- 3) shrinks together
- 4) disappears

$$d \sin \theta = m \lambda$$

If instead  $d$  is increased and  $\lambda$  does not change, then  $\theta$  must decrease, so the pattern shrinks together



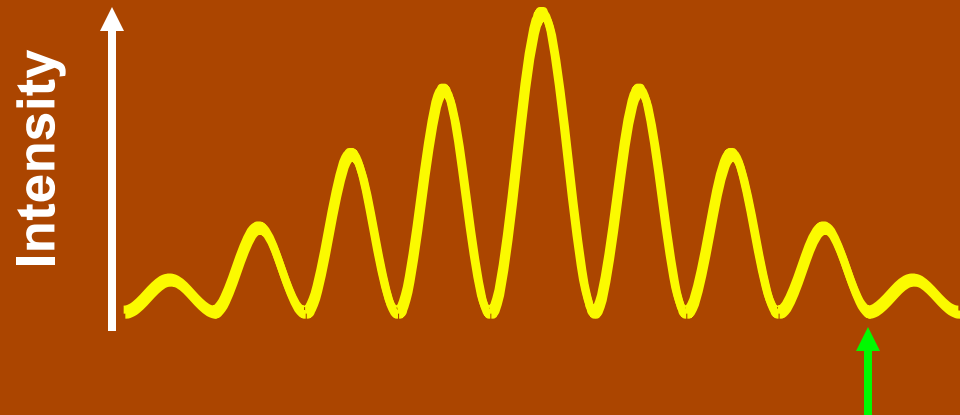
**Follow-up:** When would the interference pattern disappear?

## ConceptTest 24.4

In a double-slit experiment, what *path difference* have the waves from each slit traveled to give a minimum at the indicated position?

## Path Difference

- 1) there is no difference
- 2) half a wavelength
- 3) one wavelength
- 4) three wavelengths
- 5) more than three wavelengths



## ConceptTest 24.4

In a double-slit experiment, what *path difference* have the waves from each slit traveled to give a minimum at the indicated position?

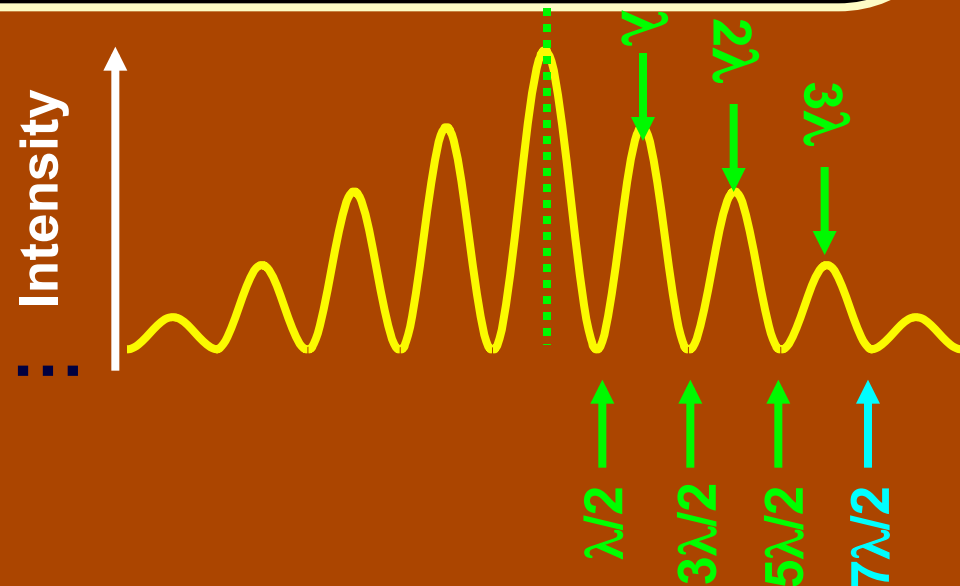
## Path Difference

- 1) there is no difference
- 2) half a wavelength
- 3) one wavelength
- 4) three wavelengths
- 5) more than three wavelengths

For Destructive Interference

$$\delta = 1/2 \lambda, 3/2 \lambda, 5/2 \lambda, 7/2 \lambda, \dots$$

$$= (m + 1/2) \lambda$$

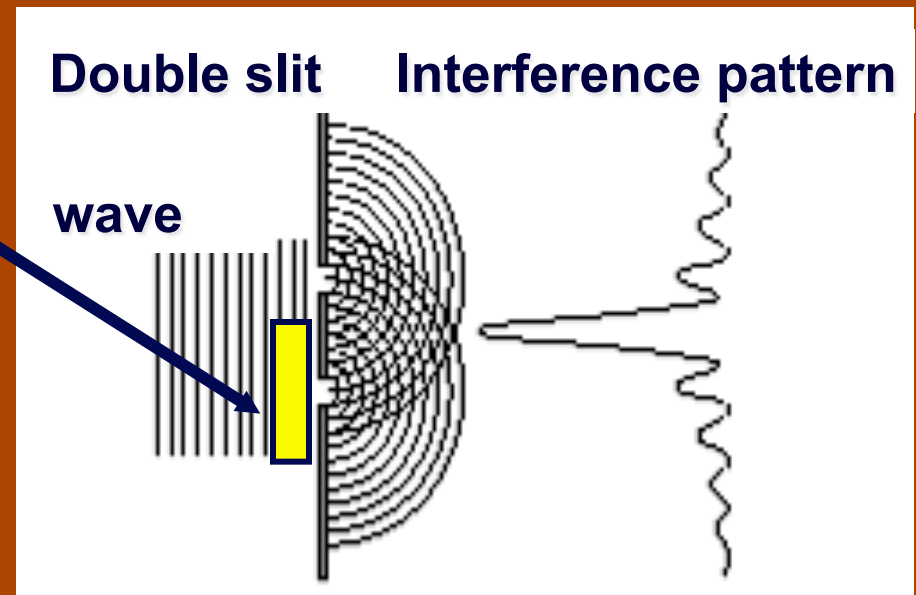


## ConceptTest 24.5

An interference pattern is seen from two slits. Now cover one slit with **glass**, introducing a phase difference of  $180^\circ$  ( $1/2$  wavelength) at the slits. How is the pattern altered?

## Interference Pattern

- 1) pattern vanishes
- 2) pattern expands
- 3) bright and dark spots are interchanged
- 4) pattern shrinks
- 5) no change at all



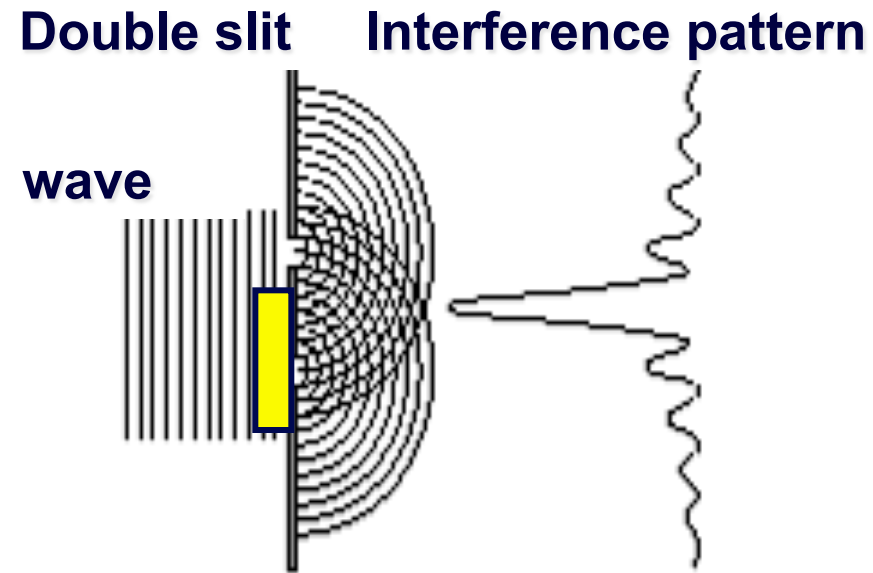
## ConceptTest 24.5

An interference pattern is seen from two slits. Now cover one slit with **glass**, introducing a phase difference of  $180^\circ$  ( $1/2$  wavelength) at the slits. How is the pattern altered?

## Interference Pattern

- 1) pattern vanishes
- 2) pattern expands
- 3) bright and dark spots are interchanged
- 4) pattern shrinks
- 5) no change at all

If the waves originating from the two slits have a **phase difference of  $180^\circ$**  when they start off, the central spot will now be **dark !!** To the left and the right, there will be bright spots. Thus, **bright and dark spots are interchanged.**




**Follow-up:** What happens when the phase difference is  $90^\circ$ ?

## ConceptTest 24.5a

The diffraction pattern below arises from a single slit. If we would like to sharpen the pattern, i.e., make the central bright spot narrower, what should we do to the slit width?

## Diffraction I

- 1) narrow the slit
- 2) widen the slit
- 3) enlarge the screen
- 4) close off the slit





## ConceptTest 24.5a

The diffraction pattern below arises from a single slit. If we would like to sharpen the pattern, i.e., make the central bright spot narrower, what should we do to the slit width?

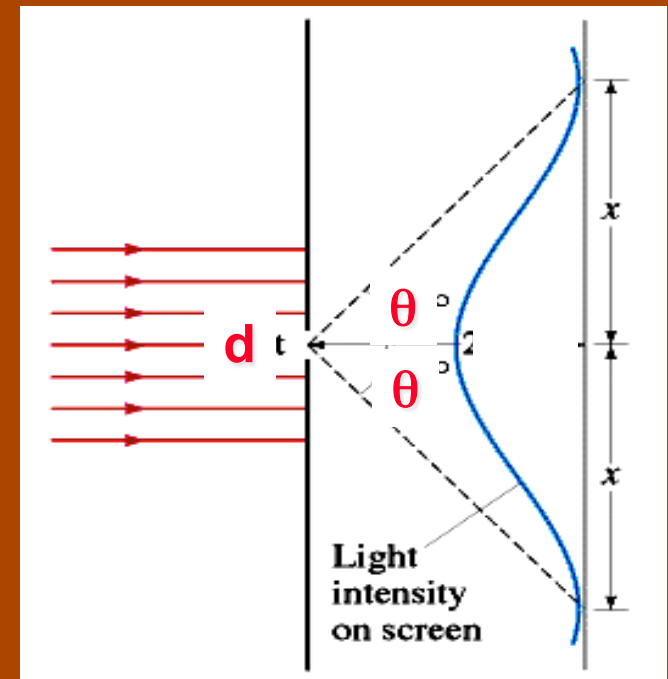
## Diffraction I

- 1) narrow the slit
- 2) widen the slit
- 3) enlarge the screen
- 4) close off the slit

The angle at which one finds the first minimum is:

$$\sin \theta = \lambda / d$$

The central bright spot can be narrowed by having a smaller angle. This in turn is accomplished by widening the slit.




## ConceptTest 24.5b

## Diffraction II

**Blue light** of wavelength  $\lambda$  passes through a single slit of **width  $d$**  and forms a diffraction pattern on a screen. If the **blue light** is replaced by **red light** of wavelength  $2\lambda$ , the original diffraction pattern can be reproduced if the slit width is changed to:

- 1)  $d/4$
- 2)  $d/2$
- 3) no change needed
- 4)  $2d$
- 5)  $4d$



## ConceptTest 24.5b

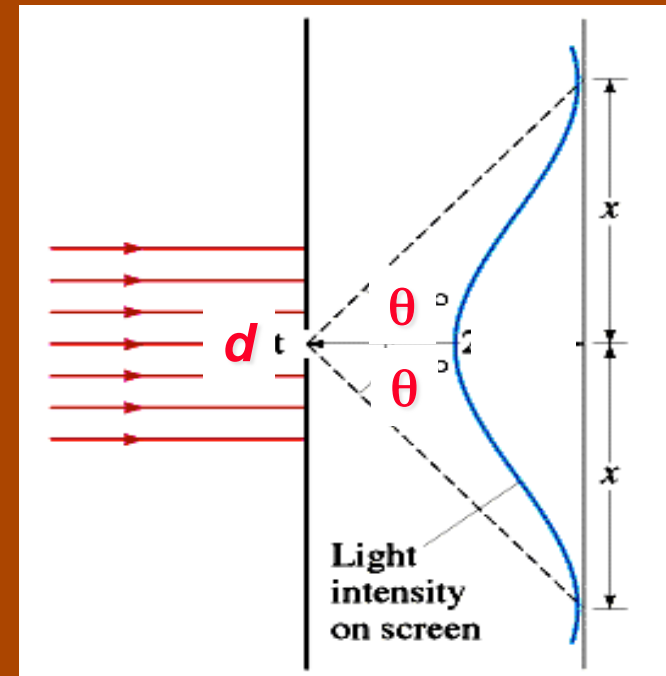
Blue light of wavelength  $\lambda$  passes through a single slit of width  $d$  and forms a diffraction pattern on a screen. If the blue light is replaced by red light of wavelength  $2\lambda$ , the original diffraction pattern can be reproduced if the slit width is changed to:

## Diffraction II

- 1)  $d/4$
- 2)  $d/2$
- 3) no change needed
- 4)  $2d$
- 5)  $4d$

$$d \sin\theta = m\lambda \quad (\text{minima})$$

If  $\lambda \rightarrow 2\lambda$  then we must have  $d \rightarrow 2d$  for  $\sin\theta$  to remain unchanged (and thus give the same diffraction pattern).

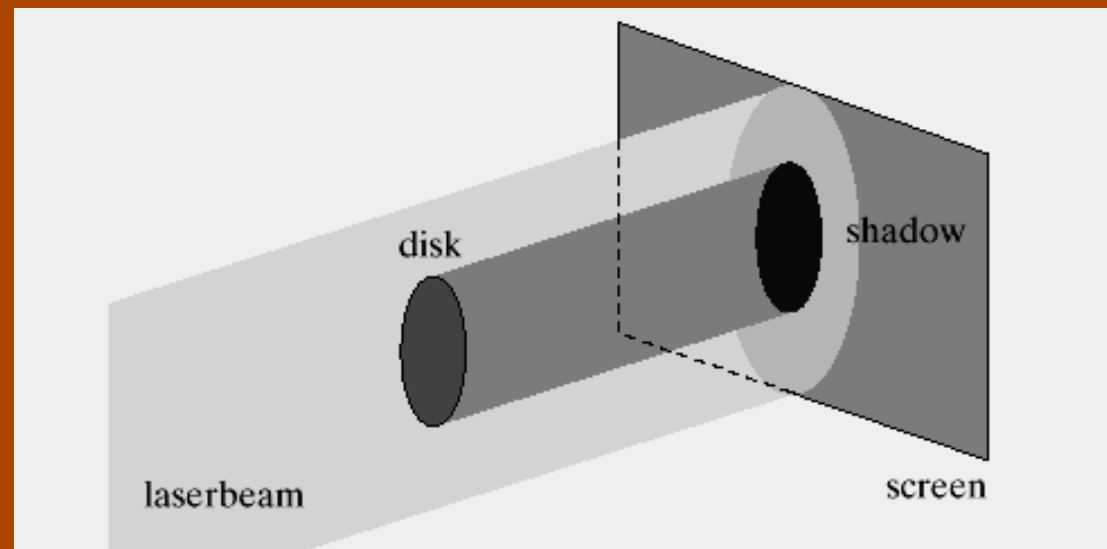


## ConceptTest 24.6

## Diffraction Disk

Imagine holding a circular disk in a beam of monochromatic light. If diffraction occurs at the edge of the disk, the center of the shadow is

- 1) darker than the rest of the shadow
- 2) a bright spot
- 3) bright or dark, depends on the wavelength
- 4) bright or dark, depends on the distance to the screen



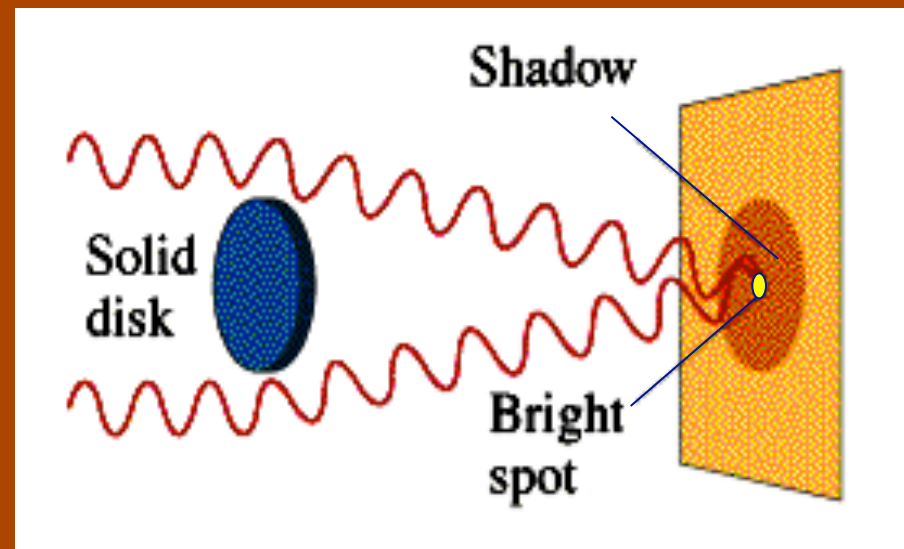
## ConceptTest 24.6

## Diffraction Disk

Imagine holding a circular disk in a beam of monochromatic light. If diffraction occurs at the edge of the disk, the center of the shadow is

- 1) darker than the rest of the shadow
- 2) a bright spot
- 3) bright or dark, depends on the wavelength
- 4) bright or dark, depends on the distance to the screen

By symmetry, all of the waves coming from the edge of the disk *interfere constructively* in the middle because they are all in phase and they all travel the same distance to the screen.





**Follow-up:** What if the disk is oval and not circular?

## ConceptTest 24.7a

Consider two identical microscope slides in air illuminated with light from a laser. The slides are exactly parallel, and the top slide is moving slowly upward. What do you see when looking from the top view?

## Parallel Slides I

- 1) All black
- 2) All white
- 3) Fringes moving apart
- 4) Alternately all black, then all bright



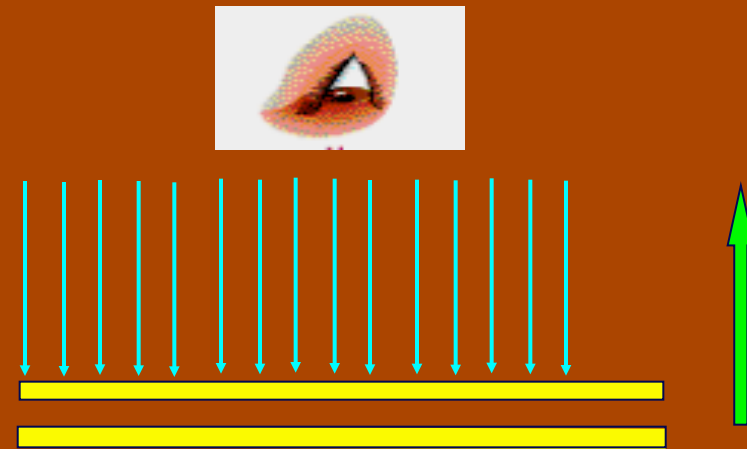
## ConceptTest 24.7a

## Parallel Slides I

Consider two identical microscope slides in air illuminated with light from a laser. The slides are exactly parallel, and the top slide is moving slowly upward. What do you see when looking from the top view?

- 1) All black
- 2) All white
- 3) Fringes moving apart
- 4) Alternately all black, then all bright

As the distance between the two slides decreases, the path difference between the interfering rays changes. Thus, the phase between the interfering rays keeps changing, alternately *in phase* (*constructive*) and *out of phase* (*destructive*) as the top slide moves.



## ConceptTest 24.7b

A laser shines on a pair of identical glass microscope slides that form a very narrow edge. The waves reflected from the top and the bottom slide interfere. What is the interference pattern from top view?

## Parallel Slides II

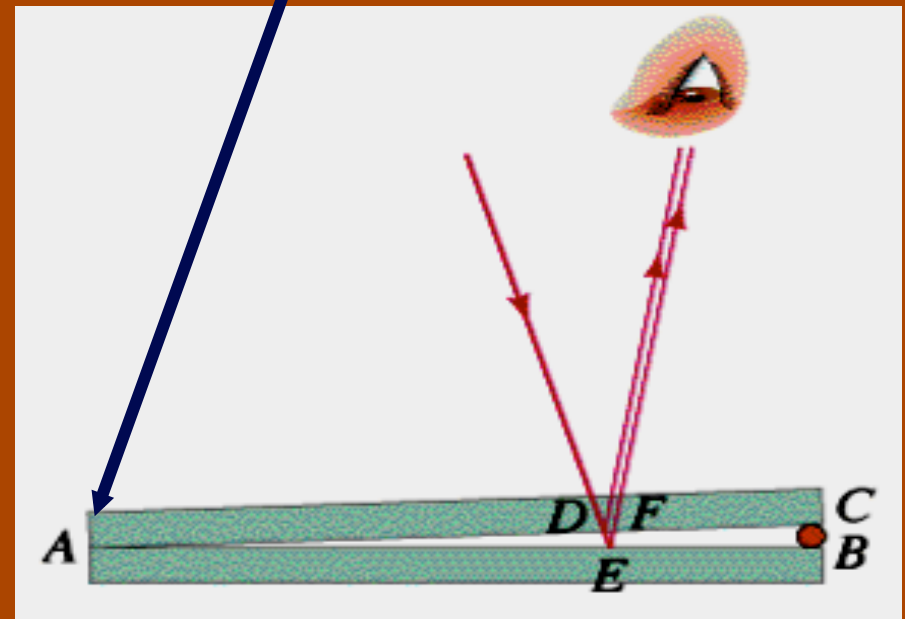
1)



2)



edge





## ConceptTest 24.7b

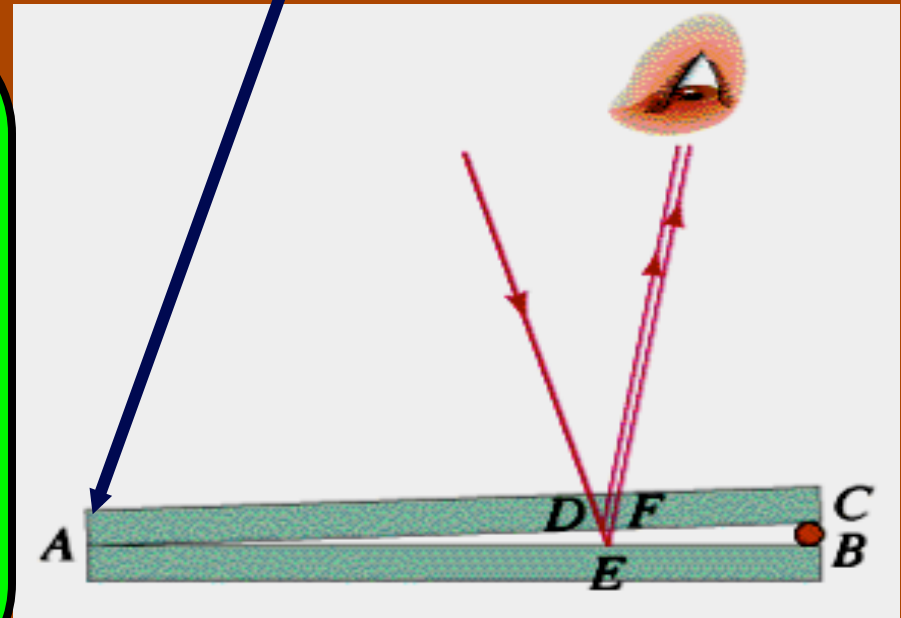
A laser shines on a pair of identical glass microscope slides that form a very narrow edge. The waves reflected from the top and the bottom slide interfere. What is the interference pattern from top view?

## Parallel Slides II



↑  
edge

Right at the edge, the two reflected rays have **no path length difference** and therefore should interfere **constructively**. However, the light ray reflected at the lower surface (point E) **changes phase by  $\lambda/2$**  because the index of refraction of glass is larger than that of air.

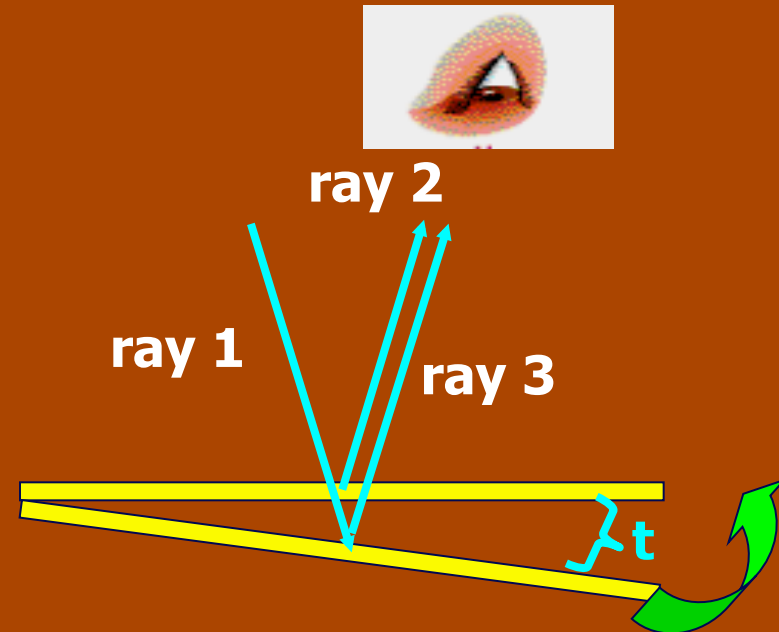


## ConceptTest 24.7c

Consider two identical microscopic slides in air illuminated with light from a laser. The bottom slide is rotated upwards so that the wedge angle gets a bit smaller. What happens to the interference fringes?

## Parallel Slides III

- 1) Spaced farther apart
- 2) Spaced closer together
- 3) No change



## ConceptTest 24.7c

Consider two identical microscopic slides in air illuminated with light from a laser. The bottom slide is rotated upwards so that the wedge angle gets a bit smaller. What happens to the interference fringes?

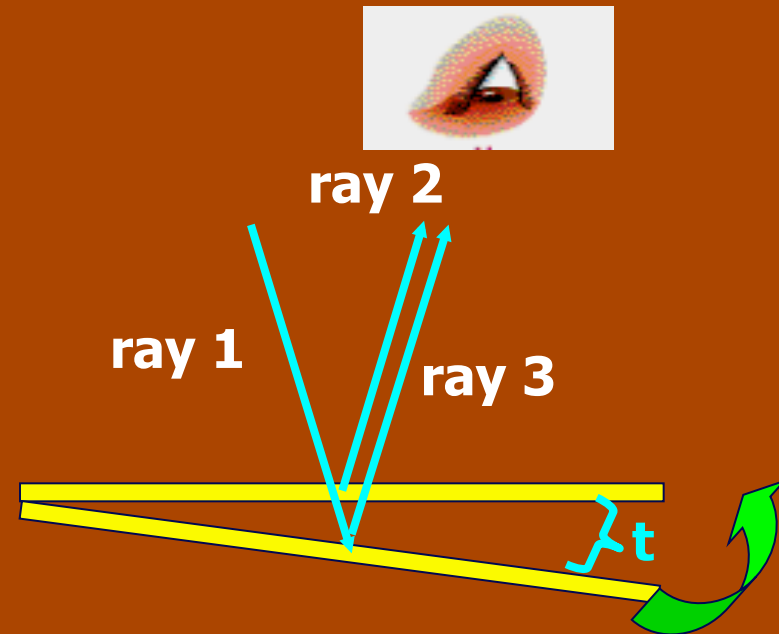
## Parallel Slides III

- 1) Spaced farther apart
- 2) Spaced closer together
- 3) No change

The path difference between ray #2 and ray #3 is  $2t$  (in addition, ray #3 experiences a phase change of  $180^\circ$ ). Thus, the dark fringes will occur for:

$$2t = m\lambda \quad m = 0, 1, 2, \dots$$

If  $t$  gets smaller, ray #2 and ray #3 have to be farther apart before they can interfere, so the fringes move apart.

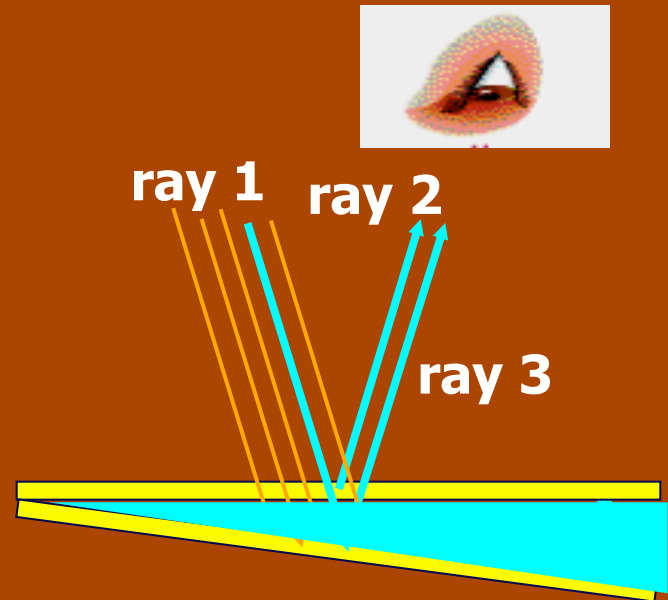


## ConcepTest 24.7d

Two identical microscopic slides in air illuminated with light from a laser are creating an interference pattern. The space between the slides is now filled with water ( $n=1.33$ ). What happens to the interference fringes?

## Parallel Slides IV

- 1) Spaced farther apart
- 2) Spaced closer together
- 3) No change



## ConceptTest 24.7d

Two identical microscopic slides in air illuminated with light from a laser are creating an interference pattern. The space between the slides is now filled with water ( $n=1.33$ ). What happens to the interference fringes?

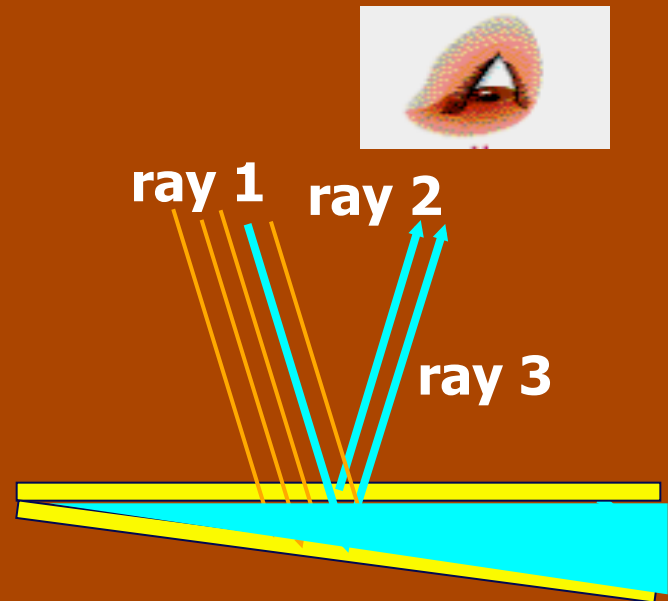
## Parallel Slides IV

- 1) Spaced farther apart
- 2) Spaced closer together
- 3) No change

The path difference between ray #2 and ray #3 is  $2t$  (in addition, ray #3 experiences a phase change of  $180^\circ$ ). Thus, the dark fringes will occur for:

$$2t = m\lambda_{\text{water}} \quad \text{where} \quad \lambda_{\text{water}} = \lambda_{\text{air}}/n$$

Thus, the water has decreased the wavelength of the light.

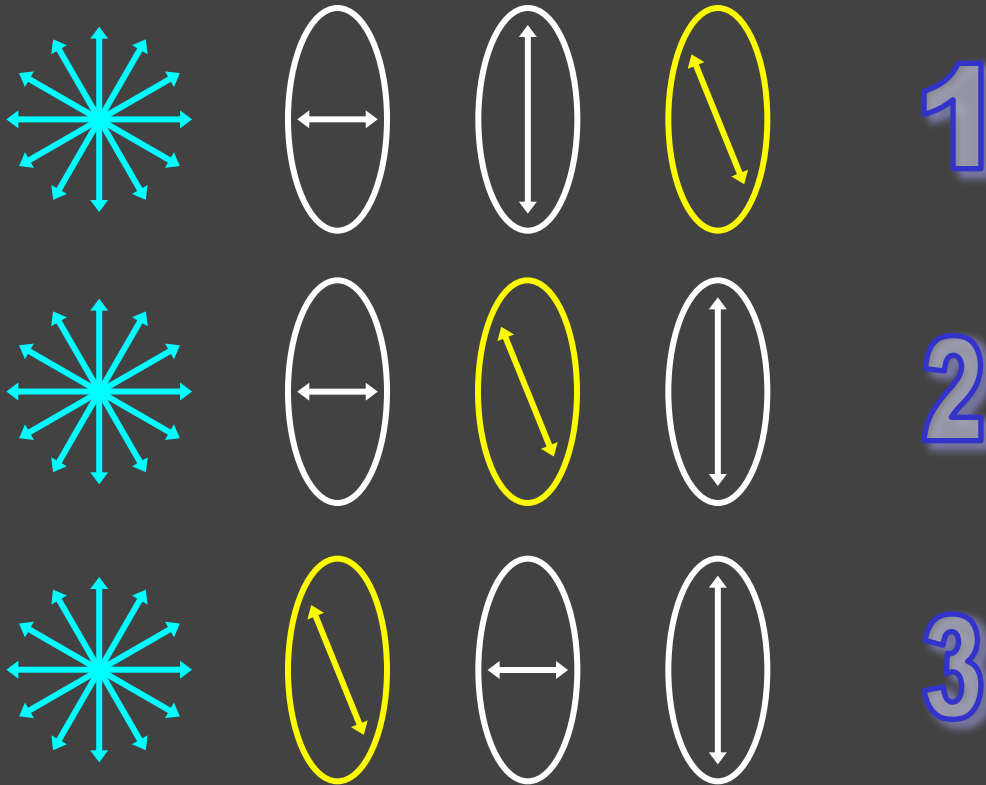


## ConceptTest 24.8

## Polarization

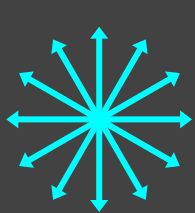
If unpolarized light is incident from the left, in which case will some light get through?

- 1) only case 1
- 2) only case 2
- 3) only case 3
- 4) cases 1 and 3
- 5) all three cases

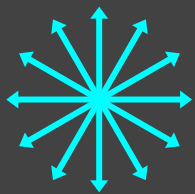


## ConceptTest 24.8

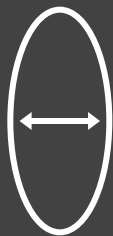
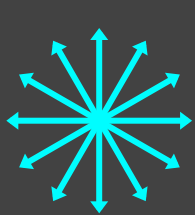
If unpolarized light is incident from the left, in which case will some light get through?



1



2



3

## Polarization

1) only case 1

2) only case 2

3) only case 3

4) cases 1 and 3

5) all three cases

In cases 1 and 3, light is blocked by the adjacent horizontal and vertical polarizers. However, in case 2, the **intermediate 45° polarizer allows some light to get through** the last vertical polarizer.